


# Perennial forage shrubs providing profitable and sustainable grazing

Key practical findings from the *Enrich* project



FUTURE FARM  
INDUSTRIES CRC

# Contents

Introduction and overview .....	3	<b>8.</b> Plant data from the <i>Enrich</i> project — crude protein .....	20
<b>1.</b> The value of forage shrubs to farming systems — whole economics .....	5	<b>9.</b> Plant data from the <i>Enrich</i> project — minerals .....	22
<b>2.</b> The value of forage shrubs to farming systems — how do forage shrubs boost whole-farm profit? .....	7	<b>10.</b> Plant data from the <i>Enrich</i> project — rumen bioactivity .....	24
<b>3.</b> Forage shrubs should be part of a mixture .....	9	<b>11.</b> Plant data from the <i>Enrich</i> project — anthelmintic properties (reducing gut parasites) .....	26
<b>4.</b> Selecting shrub species for profitable and sustainable farming systems .....	12	<b>12.</b> Plant data from the <i>Enrich</i> project — palatability .....	28
<b>5.</b> Grazing management with shrubs in a mixed forage system .....	14	<b>13.</b> Shrubs for shelter .....	30
<b>6.</b> Plant data from the <i>Enrich</i> project — shrub edible biomass .....	16	<b>14.</b> Considerations for designing a shrub-based grazing system .....	32
<b>7.</b> Plant data from the <i>Enrich</i> project — digestibility and rumen fermentation .....	18	<b>15.</b> Let the animals decide .....	34
		<b>16.</b> Animal performance .....	36
		<b>17.</b> Further information .....	38

*Enrich* project contributors include:



Australian Wool Innovation Limited





## Introduction and overview

This booklet is designed to help farmer groups, natural resource management (NRM) or catchment groups, individual farmers and advisers to see the benefits of incorporating forage shrubs into mixed farming systems, particularly, but not exclusively, for areas where other perennial plant options are limited. In addition, information is provided to help with the decisions on what shrub species to plant and the key principles of grazing management.

The information has mostly been obtained from the *Enrich* research project that started during 2004 to explore the potential of Australian native shrub species for grazing systems. Researchers from across Australia have been assessing the traits of a large number of shrub species, both in the field and in the laboratory, and have been testing different grazing management approaches with a particular focus on grazing diverse mixtures of plant species.

*Livestock, with correct management, can cope and perform well with diverse plant mixtures, selecting a wide range of plants in their diet.*

The proposition presented here is that, for a ‘typical’ farm in the low–medium rainfall crop-livestock zones of southern Australia, the inclusion of perennial forage shrubs at about 10–20 per cent of farm area can increase whole-farm profit by 15–20 per cent. This is achieved by reduced supplementary feeding during the summer/autumn feed gap and, importantly, by deferring the grazing of other parts of the farm at the break-of-season, allowing better management and more pasture to be grown elsewhere.





In most cases, perennial shrubs complement rather than compete with cropping. Also, the perennial shrubs do not compete with pasture, but are an addition to the existing feed base.

*Perennial Australian shrubs, grown in a mixture, can provide out-of-season feed, contribute to protein and mineral nutrition, improve the efficiency of livestock digestion, help control gut parasites, and provide shelter and shade. And there is a suite of other NRM benefits, such as controlling dryland salinity, wind erosion and improving biodiversity.*





## 1. The value of forage shrubs to farming systems — whole economics

Including perennial forage shrubs can increase whole-farm profit in the order of 20 per cent, and provides multiple environmental benefits. The farm profit ‘response curve’ shows a steady increase as the proportion of shrubs increases up to 10–20 per cent of a so-called typical mixed-crop–livestock farm (see Figure 1). After the point of profit maximisation including more shrubs starts to reduce whole-farm profit, but it is not until 30–40 per cent of the farm area is allocated to perennial shrubs that whole-farm profit drops below that achieved with no shrubs at all, allowing ‘room to move’ when planning shrub establishment.

Establishing perennial shrubs for livestock forage is a medium–long-term venture. The number and type of shrubs must make a positive contribution to the farming system, both economically and environmentally. There must be a plan to use them every year, not just when things get tough. A small patch of shrubs will not provide enough grazing days to really boost profitability. Too many shrubs will carry an opportunity cost by restricting the options for other enterprises.

The bio-economic analysis here was carried out with MIDAS, a model that selects a farm strategy that maximises farm profit in the medium term. It takes into account economic trade-offs of adding new farm options into the system.

The information here is based on a ‘typical’ central wheatbelt farm in Western Australia:

- 2000 ha crop/livestock farm.
- 350 mm average annual rainfall, with 80 per cent in a short growing season.
- Mixed soil types, with eight ‘land management units’ represented in the model.

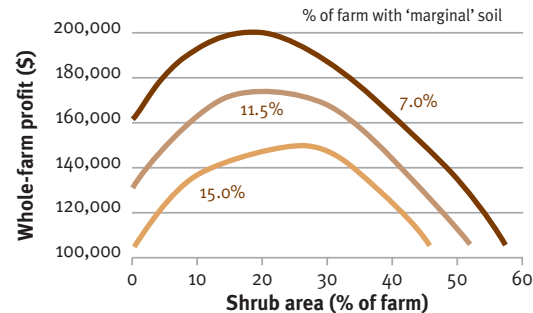
There is particular potential for shrubs to boost economic returns in marginal landscapes, such as drier regions or in areas with low-fertility soils. It is important to consider the different land classes, or soil types, on a farm, as this directly determines the potential of other enterprises (for example, cropping).



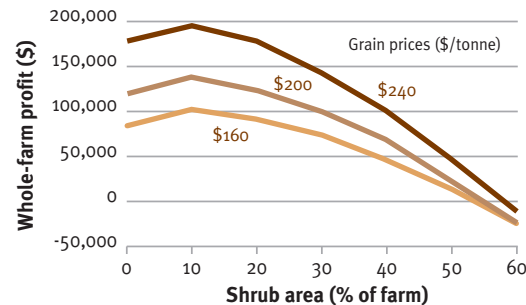
In Figure 1, for a farm with 7 per cent of its area as marginal, the optimal area to allocate to forage shrubs was 10–20 per cent. This increases to 30 per cent for a farm with 15 per cent of its area classed as marginal. Interestingly, where cropping is not a dominant farm enterprise, some producers establish shrubs on better country, rather than their poorer soils, to more fully realise the growth potential of the shrubs for forage.

It is also important to know that perennial shrubs will boost whole-farm profit even when grain prices increase. Economic analysis reveals that grain prices have a predictably large effect on farm profit, yet optimisation of whole-farm profit is always achieved with perennial forage shrubs. This is still the case in years with high grain prices. And critically, the optimal area of a farm established with shrubs does not change with grain prices, (see Figure 2), because the shrubs are best placed in marginal cropping areas (i.e. where cropping input costs are higher or grain yields are lower).

**FIGURE 1. Effect of shrub area on whole-farm profit according to proportion of marginal soils**



**FIGURE 2. Impact of area established with shrubs on whole-farm profit with fluctuating grain prices**







## 2. The value of forage shrubs to farming systems — how do forage shrubs boost whole-farm profit?

The first way forage shrubs boost whole-farm profit is by reducing the amount of supplementary feed required. Supplementary feeding has a direct cost, can be expensive, and generally has an indirect labour cost. Economic modelling reveals that in a ‘typical central wheatbelt’ farm, forage shrubs at about 10 per cent of the farm area can boost farm profit by 15–20 per cent. Half this profit arises because of a reduction in the need for supplementary feed (supplementary feed costs dropped from about \$13/ha to \$5/ha). This has recently been demonstrated on a 10 ha research site established with a mixture of forage shrubs, where sheep at 10 head/ha gained weight and condition score over six weeks during autumn without any supplementary feeding. The shrubs were 3.5 years old at the time, and excellent ground cover in the inter-row spaces remained at the end of the six-week grazing period.

Accounting for just more than half of the profit increase, the second important key way forage shrubs boost whole-farm profit is by allowing producers to defer grazing of annual pastures during early winter. Grazing forage shrubs at this time enables better winter pasture



establishment and, in turn, allows a higher stocking rate (typically in the order of 1 DSE/ha on an annual whole-farm basis).

These points highlight why it is important to evaluate the economic potential of forage shrubs on a *whole-farm basis*. That is, consider more than just the gross margins for the paddock/s in which the shrubs are located, and think about the impact on the whole-farm system and profitability.



There are other benefits to farm profitability that are not yet captured by this economic analysis. These include:

- Improved flexibility of labour at sowing by having animals grazing shrub-based systems at the break-of-season.
- Improved ground cover and reduced wind erosion by including deep-rooted species that provide persistent cover and act as windbreaks.
- A management tool to deal with climate variability and climate change, because of the propensity for deep-rooted perennial shrubs to withstand extended dry periods and respond to out-of-season rainfall events.
- Management or control of dryland salinity by deep-rooted perennial shrubs, helping achieve hydrologic balance.
- Biodiversity benefits are expected through the addition of structural (form) and functional (different types of plant groups) complexity of shrub plantings.
- Potential improvements in carbon balance.
- The potential for nutrients to be brought back to the surface from lower depths and made available to other plants.
- Provision of shade and shelter (see Section 13).
- Reductions in the intensity of greenhouse gas emissions from livestock (see Section 10).
- Improvements in animal productivity by increasing feed intake or improving gut function (see Section 7).





### 3. Forage shrubs should be part of a mixture

Forage shrubs, especially Australian native species, are not noted for their production of high-quality, edible biomass. But they are noted for their suitability to our climate and resilience to tough conditions, including extended dry periods. This means we are interested in adding forage shrubs to the feedbase, not replacing existing components.

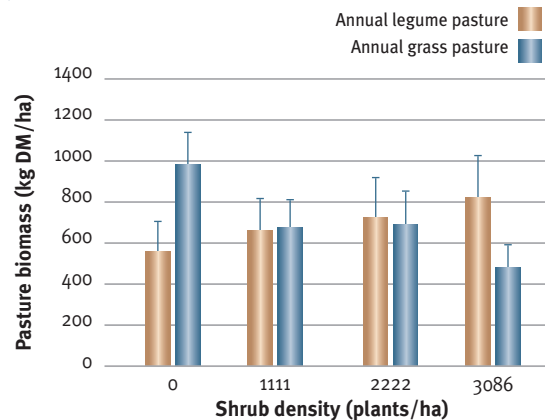




Even with shrubs, the bulk of the biomass that fuels animal production will still come from a productive inter-row pasture, or shrub understorey. We have demonstrated the growth of annual pasture legumes is not compromised when grown alongside shrubs (see Figure 3) and in fact, in one study, the nitrogen and potassium content of the annual legume pasture increased when grown as an understorey to shrubs. Therefore, incorporating shrubs in a legume-based system is a true addition to the forage base, rather than a substitution. While annual grass production is reduced with high shrub density, at moderate shrub density (for example, <1000 shrubs/ha) the loss of grass biomass is compensated by the increase in shrub edible biomass.

Research indicates that shrubs may typically constitute one-quarter to one-third of the dry matter intake of sheep. Saltbush studies during autumn, when inter-row pasture is of poor quality and in low quantity, suggest shrub material may increase to half of the dry matter (DM) intake of sheep in these circumstances.

**FIGURE 3. Effect of shrub density on inter-row pasture biomass**





Hence the understorey of complementary plants is critical.

There are three key points to remember:

1. Growing the shrubs often allows better pasture production by:
  - Reducing saline ground water below the root depth of an establishing annual pasture.
  - Reducing wind erosion allowing better pasture establishment and growth.
  - Potentially introducing positive interactions between complementary plant species.
  - Introducing beneficial shading.
2. The shrub component can be a major contributor to providing a nutritionally-balanced diet for productive livestock. For example, the utilisation of the fibre in crop stubbles requires animals to have a source of nitrogen (crude protein). Shrubs can be a quality source of dietary protein, minerals and/or vitamins not necessarily provided by other pasture plants.

3. Animals can only eat a certain amount of any particular food. This is due to either (i) a nutrient deficiency limiting their capacity to make use of any more of the feedstuff and/or (ii) high levels of a plant compound (toxin) that limits their capacity to eat or use any more material. But if another feed is provided, with a different balance of nutrients and plant compounds, the limitations of a single feed may be averted.

*It is the total plant mix on offer that sets the ultimate limit to intake and productivity and, in this way, including forage shrubs adds diversity to the diet and the potential to boost intake and livestock performance.*



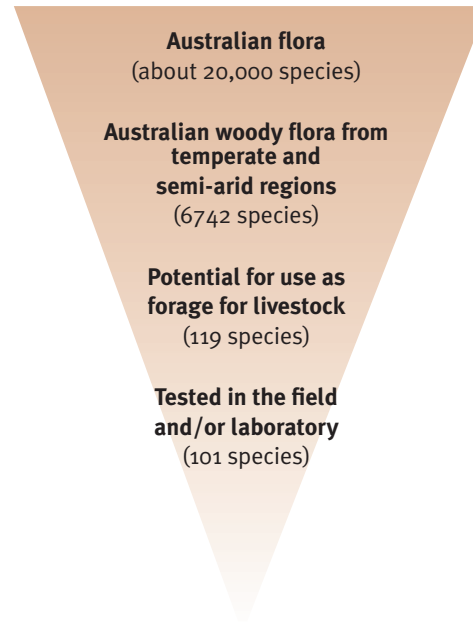
## 4. Selecting shrub species for profitable and sustainable farming systems

Selecting species with attributes suited to a system offering multiple benefits, and consisting of several species each making up a part of the total offering, creates new opportunities in plant selection. A single species doesn't need to meet all animal requirements, in fact it could be quite weak in some attributes and strong in others, as long as another species fills the missing attribute.

We developed a process for researching potential shrub species based on three main criteria:

- 1) Having a perennial life habit and woody growth form, so as to include growth forms such as trees and creepers.
- 2) Being native to the traditional livestock-cropping zone (temperate) or the southern pastoral zone (semi-arid) — a few exotic species were included for comparison.
- 3) Evidence of being palatable.

**FIGURE 4. Shrub species selection process**





While this resulted in identifying more than 100 species we know there are other species that may also be eaten that escaped this process. A total of 87 species were successfully grown in the field with research on another 14 species carried out on plants from native locations (see Figure 4).

Data on plant attributes have been gathered primarily from three main sites — Condobolin (NSW), Merredin (WA) and Monarto (SA) — which each have been planted with multiple provenances (genotypes) of more than 50 species. Subsequently, with the support of numerous local groups/organisations another 19 sites across southern Australia have been established, testing a smaller range of species. Further work on detailed grazing studies has also been undertaken at Badgingarra (WA) and Monarto (SA).

As shrub species have the potential to provide a range of benefits, our measurements reflect this.

We have routinely collected data on the following plant attributes:

- Edible biomass.
- Plant growth over time.
- Growth form and height.
- Re-growth after grazing.
- Animal preferences (palatability).
- Nutritive value (protein, fibre, minerals).
- Effects on rumen fermentation (gas production to indicate digestibility).
- Bioactivity — pattern of rumen fermentation end products including methane, ammonia, volatile fatty acid composition.
- Bioactivity — anthelmintic properties.

The following sections outline these traits in more detail and a full list of species information is contained in Section 17.



## 5. Grazing management with shrubs in a mixed forage system

It is unrealistic to expect animals to perform well at all times with just one or two shrub or pasture species. Providing diversity in the total range of feed on offer is the key.

Grazing herbivores, such as sheep, cattle and goats, are designed to cope with this situation. As livestock managers, we can help by providing the right experiences with which they will make decisions on what to eat and how much to eat. Biological complexity does not necessarily mean difficult management. We do not have to intensively manage all the biological interactions, but we can provide the building blocks.

*“Let us permit nature to have her way, she understands her business better than we do”*

16TH CENTURY FRENCH AUTHOR AND ‘FATHER OF MODERN SKEPTICISM’,  
MICHEL DE MONTAIGNE.



Diet diversity is best achieved through:

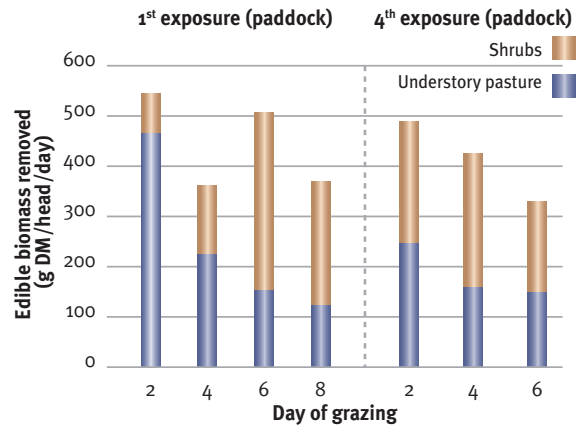
- **High stock density:** High grazing pressure encourages animals to broaden their selection of plants in the diet. With time this can lead to animals seeking to select a wide range of plant species as a normal and everyday occurrence.
- **Animals in optimal condition and not stressed:** This increases the chances of animals successfully exploring new food sources in a diverse mixture of plants.
- **Experienced animals:** Allow animals to develop repeated experiences of diverse forages, especially when grazing or browsing shrubs is new to them.



The best way to provide experience is to move animals into new plots or paddocks that contain familiar, nutritious plants before overgrazing their current paddock (see Figure 5). Set-stocking shrub-based paddocks can lead to the pasture being over-grazed before the shrubs are selected. Moderate–high grazing pressure and moving animals into new plots or paddocks allows them to adapt their grazing behaviour and incorporate shrub foliage into the diet before the understorey pasture runs out. This practice may be best managed by having shrubs in multiple paddocks, allowing producers to deliver many repeated ‘lessons’ to animals. Higher stock densities allow learned experiences to be observed by many animals at once, thus hastening the learning process. This works the same way that exposing a concentrated number of animals to an electric fence instils a fear of electric fences rapidly throughout the group.

The most powerful learning experience occurs when young animals are still with their mothers. The simple exposure of a young animal to a new food at this stage will improve the chances of that animal accepting the

**FIGURE 5. Change in grazing preferences between shrubs and inter-row pasture due to repeated exposure. Hay was provided *ad libitum*.**



new food later in life. Amazingly, this ‘learning’ or ‘programming’ can even start in utero (before birth). Lambs born to ewes grazing saltbush during pregnancy and early lactation can perform better when grazing saltbush as weaners compared with flock mates whose mothers had not grazed saltbush.



## 6. Plant data from the *Enrich* project — shrub edible biomass

### Edible biomass production

The shrubs used in grazing systems need to provide sufficient edible biomass to meet animal production and health targets. It is important to avoid focussing on the biomass production of one plant, instead, focus on a collection of plants that determine the number of grazing days available.

### Capacity to recover from grazing


Given forage shrubs will often be grazed ‘out-of-season’ when there are few other feed options available on farm, there will be circumstances when the shrubs are heavily grazed. Plants resilient to the grazing process by surviving and producing new leaf material in preparation for the next grazing event are ideal. Plants that recover well from grazing even under difficult (for example, dry) seasonal conditions are of particular interest.




### Top performers for edible biomass — biomass per plant, expressed as a percentage of old man saltbush.

Data was averaged from evaluation sites at Merredin (WA), Monarto (SA), and Condobolin (NSW). Re-growth score is the average biomass 12 months after grazing at Monarto (SA), and is expressed as a percentage of the pre-grazing biomass (see Table 1).

A total of 25 shrub species produced edible biomass of at least one-third of old man saltbush (on a per plant basis). Remember, plant growth will depend on your local conditions, so it can be beneficial to try a few species on a small scale first, to see how they perform.





**TABLE 1. Top performers for edible biomass\***

Scientific name	Common name	Biomass score at 18 months	Re-growth score
<i>Acacia saligna</i>	Golden wreath wattle	110	97
<i>Atriplex amnicola</i>	River saltbush	108	101
<i>Atriplex nummularia</i>	Old man saltbush	100	88 <sup>NB</sup>
<i>Atriplex rhagodioides</i>	Silver saltbush	76	101
<i>Rhagodia preissii</i>	Mallee saltbush	71	95
<i>Maireana tomentosa</i>	Felty bluebush	69	96
<i>Rhagodia parabolica</i>	Mealy saltbush	64	98
<i>Acacia nerifolia</i>	Oleander wattle	63	87
<i>Atriplex leptocarpa</i>	Slender-fruit saltbush	56	
<i>Atriplex vesicaria</i>	Bladder saltbush	53	91
<i>Atriplex semibaccata</i>	Creeping saltbush	53	88
<i>Atriplex paludosa</i>	Marsh saltbush	50	94
<i>Maireana georgii</i>	Satiny bluebush	43	101
<i>Enchylaena tomentosa</i>	Barrier saltbush, ruby saltbush	42	97

\* Biomass per plant, expressed as % of old man saltbush.

NB: Old man saltbush re-growth was affected by heavy competition due to being planted at a high density



## 7. Plant data from the *Enrich* project – digestibility and rumen fermentation

The feeding value of plants to grazing animals is determined by voluntary feed intake and nutritive value. Nutritive value is a function of digestibility, protein, minerals, vitamins and secondary compounds, and the efficiency with which they are utilised. Some common indicators of nutritive value are neutral detergent fibre (NDF), acid detergent fibre (ADF), hemicellulose (often considered as ‘digestible fibre’, which is the difference between NDF and ADF), crude protein, and mineral content. The relationships between fibre content and digestibility for conventional pastures are not the same as for Australian shrub species, so it is better to use *in vitro* gas production to gauge the digestibility of a particular species.

Shrub species were tested using a laboratory technique that mimics rumen fermentation. Feed was incubated with a mixed population of rumen microbes (rumen fluid) in a sealed vessel, and the end products of microbial fermentation (for example, total gas production and volatile fatty acids, see Table 2) and consequences (for example, acidity, or pH, of rumen



fluid) were measured. Volatile fatty acids are the main sources of energy available to ruminant livestock from the fermentation of plant material.

*Of more than 100 samples tested, 52 had a rumen ‘fermentability’ (digestibility) similar to, or higher than, the control of oaten chaff.*



**TABLE 2. Top performers for ‘fermentability’ (digestibility) and production of volatile fatty acids by rumen microbes**

Scientific name	Common name	Gas production ('fermentability') (kPa)	Volatile fatty acid production (mM)
	Oaten chaff (control)	84	92
<i>Cullen australasicum</i>	Tall verbine	103	113
<i>Medicago citrina</i> (not native to Australia)	Alfalfa arborea	100	105
<i>Medicago strasseri</i> (not native to Australia)	Tree medic	99	102
<i>Medicago arborea</i> (not native to Australia)	Moon trefoil	94	86
<i>Convolvulus remotus</i>	Australian bindweed	94	90
<i>Brachyscome ciliaris</i>	Variable daisy	92	80
<i>Swainsona greyana</i>	Hairy darling pea	91	114
<i>Glycine clandestina</i>	Twining glycine, love creeper	90	94
<i>Glycine canescens</i>	Silky glycine	88	96
<i>Glycine tabacina</i>	Glycine pea	87	83
<i>Eremophila bignoniifolia</i>	Bignonia emu bush, creek wilga, dogwood	86	80
<i>Atriplex nummularia</i>	Old man saltbush	84	104
<i>Chameacystisus prolifer</i> (not native to Australia)	Tagasaste	81	106
<i>Atriplex amnicola</i>	River saltbush	80	84
<i>Rhagodia parabolica</i>	Mealy saltbush	78	103
<i>Rhagodia preissii</i>	Mallee saltbush	78	103
<i>Rhagodia candolleana</i>	Sea berry saltbush	77	84



## 8. Plant data from the *Enrich* project — crude protein

Low plant protein levels often limit animal production when livestock graze dry pastures or stubbles. Fortunately, forages with a high nitrogen (or crude protein) content can improve the efficiency with which ruminant livestock can utilise such fibrous plant material.

The average crude protein content across all species tested was 17 per cent, ranging from 8 to 26 per cent. Virtually all shrubs tested met the minimum protein requirements for adult sheep to maintain liveweight. A total of 43 shrub species had a crude protein content of >15 per cent, which is about the amount required for growing weaner animals.



*Note: Crude protein measures both 'true protein' and 'non-protein nitrogen' (such as nitrate). Not all of the non-protein nitrogen is available to the rumen microbes as true protein and care is needed in managing animals on high-nitrate plants if they represent a large portion of the plants on offer.*



**TABLE 3. The top 10 species for crude protein content**

Scientific name	Common name	Crude protein (%)
<i>Maireana georgii</i>	Satiny bluebush	26
<i>Malva preissiana</i>	Australian or native hollyhock	25
<i>Maireana tomentosa</i>	Felty bluebush	25
<i>Maireana convexa</i>	Mulga bluebush	24
<i>Chenopodium auricomum</i>	Golden goosefoot	24
<i>Maireana brevifolia</i>	Small leaf bluebush, yanga bush	23
<i>Maireana sedifolia</i>	Pearl bluebush	23
<i>Rhagodia drummondii</i>	Lake fringe rhagodia	23
<i>Maireana pyramidata</i>	Sago bush, black bluebush	23
<i>Einadia nutans</i>	Nodding saltbush, climbing saltbush	22
<i>Atriplex rhagodioides</i>	Silver saltbush	22



## 9. Plant data from the *Enrich* project – minerals

Macro-minerals and trace elements are essential nutrients for livestock. Producers often provide a mineral block for their livestock to correct deficiencies. The risk of mineral or trace element deficiencies depends on the location, soil mineral content and fertiliser history. Minerals are often referred to as micro-nutrients or trace elements — but remember they have this name because only small amounts are needed, not because they are unimportant.




As a generalisation, we have found many of the Australian shrub species tested were high in mineral content (see Table 4) and some were high in vitamin E as well. Consider them as ‘standing supplements’. Indeed, some are so high in some minerals that toxicity could be a problem, but only if the plant was the sole, or dominant, feed source. Also, we do not yet know the bio-availability of the minerals in these shrubs — how much of the minerals in the edible biomass are actually available to the animal grazing them. In a recent PhD project, sheep fed 100 per cent saltbush had a net loss of calcium, magnesium and phosphorus even though the saltbush leaves contained these minerals well in excess of requirements. So to reduce the risks of toxicities or deficiencies, using a mixture of plants is a sensible option.





**TABLE 4. Some top performers for mineral content**


Scientific name	Common name	Ca (g/kg)	Mg (g/kg)	P (g/kg)	S (g/kg)	Cu (mg/kg)	Zn (mg/kg)
		Dietary requirement					
		1–3	1–1.5	1.3–2.5	2	2–7	20–30
<i>Acacia ligulata</i>	Umbrella bush, sandhill wattle	30.1	6.7	0.6	21.2	1.6	9
<i>Atriplex isatidea</i>	Coastal saltbush	16.9	11.9	0.7	2.7	15.4	42
<i>Atriplex cinerea</i>	Grey saltbush	16.9	9.8	1.1	3.8	11.1	42
<i>Rhagodia preissii</i>	Mallee saltbush	8.4	10.7	1.6	3.7	9.4	35
<i>Rhagodia spinescens</i>	Thorny saltbush	5.7	10.2	1.5	4.4	4.9	20
<i>Atriplex amnicola</i>	River saltbush	7.7	9.6	1.7	5.6	7.2	26
<i>Chenopodium nitrariaceum</i>	Nitre goosefoot	7.3	9.3	1.6	3.8	5.1	23
<i>Atriplex nummularia</i>	Oldman saltbush	12.9	8.6	1.7	6.5	12.3	55
<i>Atriplex rhagodioides</i>	Silver saltbush	6.2	8.4	1.4	5.5	5.5	20
<i>Malva preissiana</i>	Australian or native hollyhock	20.5	7.3	2.5	9.1	6.2	25
<i>Atriplex paludosa</i>	Marsh saltbush	8.1	6.9	1.2	4.2	4.2	22
<i>Atriplex leptocarpa</i>	Slender-fruit saltbush	16.5	6.6	1.5	6.7	6.7	21
<i>Chenopodium auricomum</i>	Golden goosefoot	6.8	8.7	1.2	5.4	4.4	22
<i>Swainsona greyana</i>	Hairy darling pea	12.9	5.4	2.1	3.0	9	28
<i>Rhagodia drummondii</i>	Lake fringe rhagodia	9.4	15.5	2.1	4.1	5.8	33



## 10. Plant data from the *Enrich* project — rumen bioactivity

Secondary plant compounds (i.e. natural plant chemicals that can be considered as either ‘extra-nutritional’ or ‘anti-nutritional’ depending on the chemical and its concentration in the plant or diet) can modify the fermentation of plant material in the rumen of livestock. The data in Table 5 lists shrub species that reduced methane production, which is a desirable trait because methane is a loss of energy from the animal and is a greenhouse gas. Also shown is the ammonia production per unit of crude protein in the plant material, where a low value is often considered a valuable trait because it indicates a lower breakdown of dietary protein.

*Fifteen plants (12 per cent of those tested) reduced methane production without reducing total gas production from fermentation, which is an exciting prospect. The fermentation of all shrubs tested led to lower ammonia levels compared with the oaten chaff control; this too is a very encouraging result.*



**TABLE 5. Top performers for *reduced* methane and low ammonia production**

Scientific name	Common name	Methane (ml/g dry matter)	Ammonia (mg/g crude protein)
	<b>Oaten chaff (control)</b>	<b>45</b>	<b>384</b>
<i>Acacia loderi</i>	Broken Hill gidgee, nelia	8	68
<i>Lotus australis</i>	Austral trefoil	13	65
<i>Acacia pycnantha</i>	Golden wattle	13	87
<i>Acacia saligna</i>	Golden wreath wattle	14	132
<i>Eremophila glabra</i>	Tar bush	16	101
<i>Brachychiton gregorii</i>	Desert kurrajongs	16	58
<i>Atalaya hemiglauca</i>	Whitewood, cattle bush	17	54
<i>Acacia nerifolia</i>	Oleander wattle	17	49
<i>Acacia iteaphylla</i>	Flinders Range wattle	17	66
<i>Maireana convexa</i>	Mulga bluebush	21	68
<i>Kennedia eximia</i>	Red coral vine	25	20
<i>Maireana brevifolia</i>	Small leaf bluebush, yanga bush	25	198
<i>Rhagodia candolleana</i>	Sea berry saltbush	26	132
<i>Kennedia prorepens</i>	Purple flowered pea vine	26	96
<i>Acacia ligulata</i>	Umbrella bush, sandhill wattle	28	69
<i>Chenopodium nitrariaceum</i>	Nitre goosefoot	28	96
<i>Rhagodia preissii</i>	Mallee saltbush	32	154
<i>Chameacystisus prolifer</i> (not native to Australia)	Tagasaste	32	172
<i>Enchylaena tomentosa</i>	Barrier saltbush, ruby saltbush	33	189



## 11. Plant data from the *Enrich* project — anthelmintic properties (reducing gut parasites)

A component of the *Enrich* project has been to identify shrub species that may provide a degree of control of parasitic worms in grazing livestock. We used a laboratory method that measured the development of parasite larvae when exposed to plant material from the shrubs being evaluated. Significant anthelmintic activity has been found in many of the shrub species. This work is at an early stage of development and while there are exciting possibilities emerging, the steps from this stage of screening to practical application on farm will take several years. Table 6 lists a selection of the shrub species that showed significant anthelmintic activity in laboratory assays. Extracts from these plants inhibited larval development in these assays by more than 50 per cent.


*A total of 23 species, or 40 per cent of the species tested, reduced gastrointestinal parasite development to half or less than the control.*

There are two other benefits of a shrub-based system for parasite control. The first is that when animals browse shrubs they are not ingesting parasite larvae as they feed at a height above that occupied by the parasite larvae on ground-level pasture. The second benefit is that a rotational grazing system and moving animals into ‘clean’ paddocks (as recommended with a mixed forage system with shrubs) also avoids the consumption of parasite larvae and helps break the parasite life cycle.



**TABLE 6. Shrub species showing anthelmintic properties**

Scientific name	Common name	Parasite development score (% of control)
<i>Viminaria juncea</i>	Swishbush, golden spray	<1
<i>Eremophila maculata</i>	Native fuschia	2
<i>Chenopodium nitrariaceum</i>	Nitre goosefoot	3
<i>Acacia pycnantha</i>	Golden wattle	6
<i>Acacia loderi</i>	Broken Hill gidgee, nelia	9
<i>Acacia saligna</i>	Golden wreath wattle	10
<i>Eremophila longifolia</i>	Emu bush, Berrigan	10
<i>Medicago sativa</i> (not native to Australia)	Lucerne	10
<i>Kennedia eximia</i>	Red coral vine	12
<i>Kennedia prorepens</i>	Purple flowered pea vine	29
<i>Rhagodia candolleana</i>	Sea berry saltbush	42
<i>Enchylaena tomentosa</i>	Barrier saltbush, ruby saltbush	49



## 12. Plant data from the *Enrich* project – palatability

Any plants considered for grazing systems must be acceptable to the animals. We routinely assess whether animals select the plants on offer, and refer to this as the ‘palatability’ of the plant. However, exercise caution when considering this attribute as there can be large variability within the plant species, depending on the provenance of the species (i.e. where it was originally sourced from), where it is grown, and its stage of growth (for example, vegetative, flowering or fruiting). The palatability of a plant, or the preference animals show for or against it when a choice is available, is determined by the plant’s odour and flavour, and physiological and metabolic effects on the animal after it has been ingested. But it’s important to also realise that the palatability of a particular plant depends not just on the characteristics of the plant, but on the animals too: **it depends on what other feeds are offered with it, the animal’s experience with the plant, and the grazing density or pressure** (see Section 5).

About 40 per cent of the shrubs tested can be considered as having high palatability and animals readily eat them when they are first offered (see Table 7). Another 40 per cent have moderate palatability, which means animals eat them, but often not as their first choice, at least when they have limited experience with them. The selection of these plants often increases over time as animals develop experience. About 20 per cent of the shrubs tested have low palatability and are strongly avoided, although some of these are eventually eaten when choice is limited.



**TABLE 7. Some of the plants with a high palatability rating, averaged across grazing studies at Merredin (WA), Monarto (SA) and Condobolin (NSW).**

Scientific name	Common name	Scientific name	Common name
<i>Acacia ligulata</i>	Umbrella bush, sandhill wattle	<i>Eremophila glabra</i>	Tar bush
<i>Acacia neriiifolia</i>	Oleander wattle	<i>Eremophila longifolia</i>	Emu bush, Berrigan
<i>Acacia pycnantha</i>	Golden wattle	<i>Kennedia eximia</i>	Red coral vine
<i>Acacia saligna</i>	Golden wreath wattle	<i>Kennedia macrophylla</i>	Augusta Kennedia
<i>Allocasuarina verticillata</i>	Drooping sheoak	<i>Kennedia nigricans</i>	Black Kennedia
<i>Atriplex amnicola</i>	River saltbush	<i>Kennedia prostrata</i>	Scarlet runner, running postman
<i>Atriplex cinerea</i>	Grey saltush	<i>Kennedia rubicunda</i>	Dusky coral pea
<i>Atriplex isatidea</i>	Coastal saltbush	<i>Lotus australis</i>	Austral trefoil
<i>Atriplex vesicaria</i>	Bladder saltbush	<i>Maireana convexa</i>	Mulga bluebush
<i>Chameacytisus prolifer</i>	Tagasaste	<i>Medicago arborea</i>	Moon trefoil
<i>Chenopodium auricomum</i>	Golden goosefoot	<i>Medicago sativa</i>	Lucerne
<i>Cullen australasicum</i>	Tall verbine	<i>Medicago strasseri</i>	Tree medic
<i>Eremophila bignoniiflora</i>	Bignonia emu bush, creek wilga, dogwood	<i>Viminaria juncea</i>	Swishbush, golden spray





### 13. Shrubs for shelter

Providing livestock with shade and shelter has a direct impact on animal production by decreasing lamb and off-shears mortality and by reducing the animal's energy requirements during extreme weather conditions. Reducing wind speed also reduces the risk of wind erosion.

The area of shelter is directly proportional to the height of the vegetation providing the shelter. Maximum shelter is provided on the leeward side of the shelter and extends for about 10 times its height. The effectiveness of using plants as shelter depends on the orientation and length of planting and the vegetation's permeability. Plant shrubs that are to be used for shelter at right angles to the prevailing wind(s) and ensure rows are of sufficient length as winds tend to eddy around the edges of the row. Permeability in the vegetation allows some wind through at a slower speed and results in protection across a wider area. However, dense vegetation can give adequate shelter in small paddocks, such as old man saltbush planted at a high density.

Rows of a mixture of tall and shorter species are the best way to achieve even permeability and adequate height (see Table 8). Using just tall species can lead to increased wind speed under trees where livestock have grazed all the lower branches. When planted in multiple rows, a vertical face of vegetation is more effective at slowing the wind than a sloping face of short, medium and then tall species. Spirals or boomerang planting arrangements have also been used effectively to provide protection from the wind (at no extra establishment cost).





**TABLE 8. Suggestions of species suitable for shelter. Species also providing good shade indicated by an asterisk (\*)**

Shorter	Medium	Tall
<i>Atriplex nummularia</i> (old man saltbush)	<i>Acacia ligulata</i> (sandhill wattle)	<i>Acacia loderi</i> (nelia)*
<i>Atriplex rhagodioides</i> (silver saltbush)	<i>Acacia oswaldii</i> (Oswald's wattle)*	<i>Acacia neriifolia</i> (oleander wattle)
<i>Rhagodia parabolica</i> (mealy saltbush)	<i>Acacia saligna</i> (golden wreath wattle)*	<i>Acacia pendula</i> (myall)*
<i>Rhagodia preissii</i> (mallee saltbush)	<i>Allocasuarina verticillata</i> (drooping sheoak)	<i>Geijera parviflora</i> (wilga)*





## 14. Considerations for designing a shrub-based grazing system

In addition to achieving better feed utilisation and animal performance by providing diversity in the diet of livestock, using multiple shrub species is the way to realise as many of the potential multiple benefits as possible. Most species do not have all of the attributes that may be required — for example, they may be high in crude protein but do not show any potential for controlling intestinal worms or providing shade. However, by growing a mix of species, each of which provides an attribute, a range of multiple benefits is possible (see Table 9).



**TABLE 9.** An example of shrub selection considerations to achieve multiple benefits

	High biomass	High crude protein	Parasite mitigation	Shade
Species A	✓	✓		
Species A + species B	✓	✓	✓	
Species A + species B + species C	✓	✓	✓	✓



There is no single right way to arrange and design a shrub planting. However, there are a few important points to consider:

- The inter-row pasture will be the major component of the biomass produced and so consider being able to manage this.
- Access with machinery between shrub rows can be impossible when planted densely. That minimises the capacity to re-sow different pasture or for spraying and other operations.
- Mustering stock in dense stands can also be difficult. Some producers plant shrubs in widely-spaced rows (alleys) and grow crops or pasture between the shrubs. However, achieving high grazing pressure can be difficult in these situations if paddock subdivisions are too large for the mob size.

The shrub species mentioned in this booklet do not all have the same growth habit and potential size, and so would have different optimum planting densities. For example, old man saltbush would need fewer plants to achieve optimum density than the smaller creeper, scarlet runner (*Kennedia prostrata*). However, as yet we have not carried out research to address these issues.

While growing multiple species is beneficial, they do not necessarily need to be grown close together (for example, in the same row). What is more important is that animals have access to a diverse range of plants. Having species grown separately may also be easier to plant and manage agronomically.



## 15. Let the animals decide

The data presented in this booklet show clearly that many shrubs possess positive characteristics. Also, no single shrub species can provide all of the attributes we'd like. This reinforces the approach to include a mixture of plant species for livestock grazing systems. By offering a range of plants, animals can choose to 'mix and match' their diet.



Animals, especially herbivores, select their diet by associating the metabolic consequences of eating a particular feedstuff with its sensory characteristics of sight, smell and taste. Herbivores come hardwired to adapt to the many biochemical signals of eating different feedstuffs. Our role in managing grazing animals is to provide them with a range of food choices and allow them to learn about the relative merits of the different plants on offer.

Many studies have shown that grazing animals consistently select a diet more nutritious than the average quality of what's on offer. Maybe half a dozen plants make up the bulk of a meal, but during the course of a day animals can nibble on 50 to 100 different plants, each with their own nutrient and secondary compound profiles. In the *Enrich* project, we have repeatedly seen animals select a wide range of shrub species. Importantly, the animals often selected this diverse mix even when they could have consumed a more simple diet of inter-row pasture.



Generally animals avoid foods low in nutrients and likewise eat limited amounts of foods too high in nutrients. Of importance here is the animal's capacity to learn. For example, take the scenario of an animal being offered several foods, one of which is a new food it has not encountered before — the animal consumes a meal that consists of all foods in different proportions. If the consumption of the meal overcomes a nutrient deficiency, the animal will associate recovery from the deficiency with the new food. Conversely, if the meal is followed by toxicosis, the animal will acquire an aversion to the new food.

The reason grazing animals select what they eat is more than a matter of taste. With time, animals 'like' foods that provide nutrients and compounds needed for health and 'dislike' foods that compromise nutrition or health. In this way, an animal's liking for a food (or plant) can change based on the feedback signals that arise in their body.



You can find more information on the interactions between plants, animals and the landscape at a website hosted by Utah State University that captures much of the work of Professor Fred Provenza and his colleagues over many years: [www.behave.net/](http://www.behave.net/). There is a comprehensive bibliography under 'educational products' and plenty of practical suggestions as well.

*In summary, herbivores have the capacity to learn about the feeds on offer to them and select a diet to optimise their nutritional state and/or minimise their metabolic cost. They can only do this when they have a diverse set of familiar options on offer.*





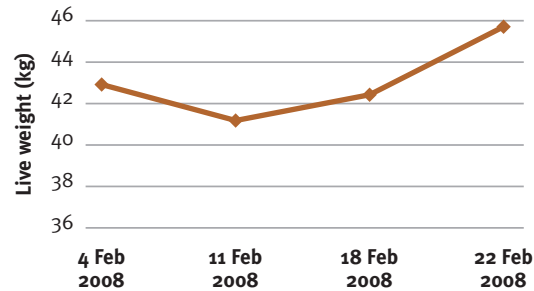
## 16. Animal performance

The successful use of forage shrubs is built upon the (i) timeliness of providing extra ‘green’ feed when other conventional forage sources are in poor supply and typically of poor quality and (ii) the capacity of animals to consume adequate amounts of the shrub and inter-row forage to reach production targets.

We have shown that with shrub-based forage systems, sheep can gain weight without supplementary feeding during autumn. This is a big change from the poor animal performance during the autumn feed gap of Mediterranean and temperate regions and/or the high reliance on supplementary (hand) feeding.

At a research site at Badgingarra north of Perth WA, sheep gained weight during February 2008, which was only 18 months since the shrub seedlings were planted (see Figure 6). The bulk of the feed on offer at this time, given the shrubs were still growing, was the inter-row pasture, but the shrubs provided the necessary ‘top-up’ to the poor quality annual pasture, preventing animals from losing weight. The young shrubs effectively replaced the need for hand-feeding. Weight gain during

**FIGURE 6. Weight gain in sheep grazing a young stand of forage shrubs and without prior experience of shrubs**

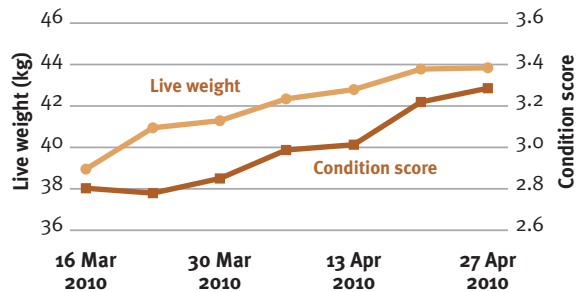


February was achieved across three widely different stocking rates. The animals used in this experiment were naive to forage shrubs (the principles outlined in Section 15 were not followed) and took a few weeks to recover from an initial dip in liveweight when first moved onto the shrub-based pasture.

At the same site two years later, with fully-established shrubs and inter-row pasture at 2.5–3.0 t DM/ha, sheep gained more than 100 g/day and 0.5 of a condition score across six weeks during autumn (at 10 DSE/ha) — see Figure 7.



**FIGURE 7. Weight gain and condition score of sheep grazing an established stand of forage shrubs**



In addition to showing the direct benefits of grazing shrub-based systems ‘out-of-season’, the grazing studies at the Badgingarra site has also confirmed three important principles:

1. Animals at high grazing density will consume a broad range of shrub species on a daily basis. At the research site, sheep grazing at a high stocking rate and moved onto a new plot every day consumed >60 per cent of the available foliage from five shrub species each day. At a low stocking rate, the daily intake did not include such a wide range of shrubs.
2. The intake of shrub species that have less-than-average palatability increases if animals have a positive experience. We found sheep with experience of *Rhagodia preissii* (mallee saltbush) ate most of the leaves from 35–40 per cent of the individual plants, but inexperienced sheep consumed most of the leaves from only about 20 per cent of plants (see below).
3. The best combination of liveweight gain and high utilisation of shrubs was obtained when animals had access to multiple shrub species simultaneously, rather than either having just one shrub species available or rotating between shrub species.







## 17. Further information

All species tested in the *Enrich* project for mineral and nutritional value and/or measured for productivity and selection by sheep are listed below. The number of ticks indicates how well each species met the target for each trait (see Legend page 43) .

**TABLE 9. *Enrich* species tested for biomass production, nutritional value and grazing preference**

Scientific name	Common name	Edible biomass (pre-first grazing)			Palatability (average of multiple grazings)	Crude protein	Digestibility	Bioactivity (methane production and parasite development)	Calcium <sup>1</sup>	Copper <sup>1</sup>	Magnesium <sup>1</sup>	Phosphorus <sup>1</sup>	Sulphur <sup>1</sup>	Zinc <sup>1</sup>
		Percentage of old man saltbush on a per-plant basis												
		Condobolin (NSW)*	Merredin (WA)+	Monarto (SA)#										
<i>Abutilon otocarpum</i>	Desert lantern			✓	✓	✓✓✓	✓	✓✓	✓✓✓	✓✓	✓✓✓	✓✓	✓✓✓	✓✓
<i>Acacia aneura</i>	Mulga			✓	✓✓									
<i>Acacia brachybotrya</i>	Grey mulga			✓	✓									
<i>Acacia estrophiolata</i>	Iron wood			✓	✓									
<i>Acacia iteaphylla</i>	Flinders Ranges wattle			✓	✓	✓✓	✓	✓✓✓	✓✓	✓✓	✓✓	✓	✓	✓
<i>Acacia kempeana</i>	Whitchetty bush			✓	✓✓		✓	✓✓✓						
<i>Acacia ligulata</i>	Sandhill wattle	✓✓	✓	✓	✓✓	✓	✓	✓✓✓	✓✓✓	✓	✓✓✓	✓	✓✓✓	✓
<i>Acacia loderi</i>	Nelia			✓	✓✓	✓	✓	✓✓✓	✓✓	✓✓	✓✓	✓	✓	✓
<i>Acacia myrtifolia</i>	Myrtle wattle			✓	✓	✓	✓	✓✓	✓✓	✓✓	✓✓	✓	✓	✓
<i>Acacia neriifolia</i>	Oleander wattle	✓	✓✓✓	✓	✓✓✓	✓✓	✓	✓✓✓	✓✓	✓✓	✓✓	✓	✓	✓
<i>Acacia pendula</i>	Myall			✓	✓	✓✓			✓✓✓	✓✓	✓✓✓	✓	✓✓✓	✓



<i>Acacia pycnantha</i>	Golden wattle	✓		✓	✓✓✓	✓	✓	✓✓✓	✓✓✓	✓✓	✓✓	✓	✓	✓
<i>Acacia saligna</i>	Golden wreath wattle		✓✓✓	✓	✓✓✓	✓	✓	✓✓✓	✓✓✓	✓✓	✓✓✓	✓	✓✓✓	✓
<i>Acacia victoriae</i>	Elegant wattle			✓	✓✓									
<i>Alectryon oleifolius</i>	Bullock bush			✓		✓	✓	✓✓	✓✓✓	✓✓	✓✓✓	✓	✓	✓✓✓
<i>Allocasuarina muelleriana</i>	Salty sheoak			✓	✓✓									
<i>Allocasuarina verticillata</i>	Drooping sheoak	✓	✓	✓	✓✓✓	✓			✓✓✓	✓✓	✓✓	✓	✓✓	✓✓
<i>Atalaya hemiglauca</i>	Whitewood			✓	✓	✓	✓	✓✓	✓✓✓	✓✓	✓✓✓	✓	✓✓✓	✓
<i>Atriplex amnicola</i>	River saltbush	✓✓✓	✓✓✓	✓	✓✓	✓✓✓	✓✓	✓	✓✓✓	✓✓	✓✓✓	✓✓	✓✓✓	✓✓
<i>Atriplex cinerea</i>	Grey saltbush	✓	✓	✓	✓✓	✓✓	✓✓	✓	✓✓✓	✓✓✓	✓✓✓	✓	✓✓✓	✓✓✓
<i>Atriplex isatidea</i>	Coastal saltbush	✓	✓	✓	✓✓	✓	✓	✓✓	✓✓✓	✓✓✓	✓✓✓	✓	✓✓✓	✓✓✓
<i>Atriplex leptocarpa</i>	Slender fruit saltbush			✓	✓	✓✓			✓✓✓	✓✓	✓✓✓	✓✓	✓✓✓	✓✓
<i>Atriplex nummularia</i>	Old man saltbush	✓✓	✓✓	✓✓	✓	✓✓	✓✓	✓	✓✓✓	✓✓✓	✓✓✓	✓✓	✓✓✓	✓✓✓
<i>Atriplex paludosa</i>	Swamp saltbush	✓	✓	✓	✓	✓✓	✓	✓	✓✓✓	✓✓	✓✓✓	✓	✓✓✓	✓✓
<i>Atriplex rhagodioides</i>	Silver saltbush	✓✓	✓✓	✓	✓	✓✓✓	✓✓	✓	✓✓✓	✓✓	✓✓✓	✓✓	✓✓✓	✓✓
<i>Atriplex semibaccata</i>	Creeping saltbush	✓	✓	✓	✓✓	✓✓	✓✓	✓	✓✓✓	✓✓	✓✓✓	✓	✓✓✓	✓
<i>Atriplex vesicaria</i>	Bladder saltbush	✓	✓	✓	✓	✓✓	✓	✓✓	✓✓✓	✓✓	✓✓✓	✓✓	✓✓✓	✓
<i>Brachychiton gregorii</i>	Desert kurrajong			✓	✓	✓	✓	✓✓	✓✓✓	✓✓	✓✓✓	✓✓	✓✓	✓✓✓
<i>Brachychiton populneus</i>	Kurrajong			✓	✓✓	✓✓	✓	✓✓	✓✓✓	✓✓	✓✓✓	✓✓	✓✓	✓✓
<i>Brachyscome ciliaris</i>	Variable daisy			✓	✓	✓	✓✓✓	✓✓	✓✓✓	✓✓	✓✓✓	✓✓	✓✓✓	✓✓
<i>Capparis mitchellii</i>	Wild orange			✓		✓	✓	✓✓	✓✓✓	✓✓	✓✓✓	✓	✓✓✓	✓✓✓
<i>Chamaecytisus prolifer</i>	Tagasaste	✓	✓	✓	✓✓✓	✓✓	✓✓	✓✓	✓✓✓	✓✓	✓✓✓	✓✓	✓	✓✓✓
<i>Chenopodium auricomum</i>	Golden goosefoot	✓	✓	✓	✓✓✓	✓✓✓	✓	✓✓	✓✓✓	✓✓	✓✓✓	✓✓	✓✓✓	✓✓
<i>Chenopodium gaudichaudianum</i>	Scrambling saltbush	✓	✓	✓	✓	✓✓✓	✓✓	✓	✓✓✓	✓✓	✓✓✓	✓✓	✓✓✓	✓✓
<i>Chenopodium nitriaceum</i>	Nitre goosefoot	✓	✓	✓	✓	✓✓✓	✓	✓✓✓	✓✓✓	✓✓	✓✓✓	✓✓	✓✓✓	✓✓

Continued next page →



**TABLE 9. *Enrich* species tested for biomass production, nutritional value and grazing preference (continued)**

Scientific name	Common name	Edible biomass (pre-first grazing)			Palatability (average of multiple grazings)	Crude protein	Digestibility	Bioactivity (methane production and parasite development)	Calcium <sup>1</sup>	Copper <sup>1</sup>	Magnesium <sup>1</sup>	Phosphorus <sup>1</sup>	Sulphur <sup>1</sup>	Zinc <sup>1</sup>
		Percentage of old man saltbush on a per-plant basis												
		Condoblin (NSW)*	Merridin (WA)+	Monarto (SA)#										
<i>Convolvulus remotus</i>	Grassy bindweed	✓		✓	✓✓✓	✓✓✓	✓✓✓	✓✓✓	✓✓✓	✓✓✓	✓✓	✓✓	✓	
<i>Cratystylis conocephala</i>	Bluebush daisy			✓			✓							
<i>Cullen australasicum</i>	Native verbine	✓	✓	✓	✓✓✓	✓✓✓	✓✓✓	✓✓✓	✓✓	✓✓✓	✓✓	✓✓✓	✓✓✓	
<i>Cullen cinereum</i>	Annual verbine			✓	✓✓✓	✓✓✓	✓✓✓	✓✓✓	✓✓	✓✓✓	✓✓	✓✓	✓	
<i>Cullen discolor</i>	Grey scurf pea					✓✓✓	✓	✓✓						
<i>Cullen pallidum</i>	Hairy verbine			✓	✓✓	✓✓✓	✓✓	✓	✓✓✓	✓✓	✓✓✓	✓	✓✓	
<i>Cullen parvum</i>	Small scurf pea					✓✓	✓✓	✓✓						
<i>Cullen patens</i>	Spreading scurf pea					✓✓✓	✓✓	✓						
<i>Cullen tenax</i>	Tough scurf pea, emu foot					✓✓✓	✓	✓						
<i>Dorycnium hirsutum</i>	Hairy canary clover			✓	✓	✓	✓	✓✓	✓✓✓	✓✓	✓✓✓	✓	✓✓	
<i>Einadia nutans</i>	Climbing saltbush	✓		✓	✓	✓✓✓			✓✓✓	✓✓	✓✓✓	✓✓	✓✓✓	
<i>Enchylaena tomentosa</i>	Ruby saltbush	✓	✓	✓	✓✓	✓✓	✓	✓✓	✓✓✓	✓✓✓	✓✓	✓✓✓	✓✓	
<i>Eremophila alternifolia</i>	Narrow leaf fuchsia bush			✓	✓✓	✓	✓	✓✓	✓✓✓	✓✓	✓✓✓	✓✓	✓✓✓	
<i>Eremophila bignoniiflora</i>	Bignonia emu bush	✓	✓	✓	✓✓✓	✓	✓✓	✓	✓✓✓	✓✓✓	✓✓	✓✓	✓✓	
<i>Eremophila glabra</i>	Tar bush	✓	✓	✓	✓✓✓	✓	✓	✓✓	✓✓✓	✓✓	✓✓✓	✓	✓✓	
<i>Eremophila longifolia</i>	Emu bush	✓	✓	✓	✓✓✓	✓	✓✓	✓✓✓	✓✓✓	✓✓✓	✓	✓	✓	
<i>Eremophila maculata</i>	Spotted fuchsia bush	✓		✓	✓✓	✓✓	✓✓	✓✓✓	✓✓✓	✓✓	✓✓✓	✓✓	✓✓	



<i>Geijera parviflora</i>	Wilga						✓✓	✓						
<i>Glycine canescens</i>	Silky glycine	✓		✓	✓✓✓	✓✓	✓✓	✓	✓✓✓	✓✓	✓✓✓	✓✓	✓✓	✓✓
<i>Glycine clandestina</i>	Twining glycine			✓	✓✓	✓✓	✓✓✓	✓	✓✓✓	✓✓	✓✓✓	✓✓	✓✓	✓
<i>Glycine tabacina</i>	Glycine pea			✓	✓✓	✓✓	✓✓	✓	✓✓✓	✓✓✓	✓✓✓	✓✓	✓✓	✓✓
<i>Jasminum didymum</i>	Native jasmine							✓✓						
<i>Kennedia eximia</i>	Red coral vine		✓	✓	✓✓✓	✓	✓	✓✓✓	✓✓✓	✓✓	✓✓✓	✓	✓	✓
<i>Kennedia macrophylla</i>	Augusta Kennedia		✓	✓	✓✓✓	✓	✓	✓	✓✓✓	✓✓	✓✓✓	✓	✓✓	✓
<i>Kennedia nigricans</i>	Black Kennedia	✓	✓	✓	✓✓✓	✓✓	✓	✓✓✓	✓✓✓	✓✓	✓✓✓	✓	✓✓	✓✓
<i>Kennedia prorepens</i>	Purple flowered pea vine			✓	✓✓✓	✓	✓	✓✓✓	✓✓✓	✓✓	✓✓✓	✓	✓✓	✓
<i>Kennedia prostrata</i>	Running postman	✓	✓	✓	✓✓✓	✓✓	✓	✓✓	✓✓✓	✓✓	✓✓✓	✓	✓✓	✓✓
<i>Kennedia rubicunda</i>	Dusky coral pea		✓	✓	✓✓✓	✓	✓	✓✓	✓✓✓	✓✓	✓✓✓	✓	✓✓	✓
<i>Lolium /Avena spp.</i>	Annual grasses				✓✓✓	✓			✓✓✓	✓✓	✓✓✓	✓✓✓	✓✓✓	✓
<i>Lotus australis</i>	Austral trefoil	✓	✓	✓	✓✓✓	✓	✓	✓✓	✓✓✓	✓✓	✓✓✓	✓	✓✓✓	✓✓
<i>Maireana astrotricha</i>	Low bluebush			✓	✓	✓✓✓	✓✓	✓✓	✓✓✓	✓✓	✓✓✓	✓✓	✓✓	✓
<i>Maireana brevifolia</i>	Small leaf bluebush	✓	✓	✓	✓	✓✓✓	✓	✓✓	✓✓✓	✓✓	✓✓✓	✓✓	✓✓✓	✓
<i>Maireana convexa</i>	Mulga bluebush	✓	✓	✓	✓	✓✓✓	✓	✓✓✓	✓✓	✓✓✓	✓✓✓	✓✓	✓✓✓	✓
<i>Maireana georgei</i>	Satiny bluebush	✓	✓✓	✓	✓✓	✓✓✓	✓✓	✓✓	✓✓✓	✓✓	✓✓	✓✓	✓✓✓	✓
<i>Maireana planifolia</i>	Flat leaf bluebush					✓✓✓	✓✓	✓✓	✓✓✓	✓✓✓	✓✓✓	✓✓	✓✓✓	✓
<i>Maireana pyramidata</i>	Black bluebush	✓✓	✓	✓	✓	✓✓✓	✓	✓✓	✓✓✓	✓✓	✓✓✓	✓	✓✓✓	✓
<i>Maireana sedifolia</i>	Pearl bluebush	✓	✓	✓	✓	✓✓✓	✓	✓✓	✓✓✓	✓✓	✓✓✓	✓	✓✓	✓
<i>Maireana tomentosa</i>	Felty bluebush	✓✓✓	✓	✓	✓✓	✓✓✓	✓	✓	✓✓	✓✓	✓✓✓	✓✓	✓✓✓	✓
<i>Malva preissiana</i>	Australian hollyhock			✓	✓✓	✓✓✓	✓✓	✓✓	✓✓✓	✓✓	✓✓✓	✓✓	✓✓✓	✓✓
<i>Medicago arborea</i>	Tree medic	✓	✓	✓	✓✓✓	✓✓	✓✓✓	✓✓	✓✓✓	✓✓	✓✓✓	✓✓	✓✓✓	✓✓
<i>Medicago citrina</i>	Alfalfa arborea			✓	✓✓✓	✓	✓✓✓	✓✓	✓✓✓	✓✓	✓✓✓	✓✓	✓✓	✓
<i>Medicago sativa</i>	Lucerne	✓		✓	✓✓✓	✓✓✓	✓✓	✓✓	✓✓✓	✓✓	✓✓✓	✓✓	✓✓✓	✓✓
<i>Medicago spp.</i>	Annual medics				✓✓✓	✓✓✓			✓✓✓	✓✓✓	✓✓✓	✓✓✓	✓✓✓	✓✓
<i>Medicago strasseri</i>	Moon trefoil	✓		✓	✓✓✓	✓✓✓	✓✓✓	✓✓	✓✓✓	✓✓	✓✓✓	✓✓	✓✓✓	✓✓

Continued next page →



**TABLE 9. *Enrich* species tested for biomass production, nutritional value and grazing preference (continued)**

Scientific name	Common name	Edible biomass (pre-first grazing)			Palatability (average of multiple grazings)	Crude protein	Digestibility	Bioactivity (methane production and parasite development)	Calcium <sup>1</sup>	Copper <sup>1</sup>	Magnesium <sup>1</sup>	Phosphorus <sup>1</sup>	Sulphur <sup>1</sup>	Zinc <sup>1</sup>
		Percentage of old man saltbush on a per-plant basis												
		Condobolin (NSW)*	Merredin (WA)+	Monarto (SA)#										
<i>Myoporum platycarpum</i>	Sugarwood			✓	✓✓	✓		✓✓✓	✓✓	✓✓	✓✓	✓✓✓	✓	
<i>Pterocaulon sphacelatum</i>	Fruit salad plant	✓		✓	✓	✓✓	✓✓	✓✓✓	✓✓✓	✓✓✓	✓✓	✓✓✓	✓✓	
<i>Rhagodia candolleana</i>	Sea berry saltbush	✓	✓	✓	✓	✓✓	✓✓	✓✓✓	✓✓✓	✓✓✓	✓	✓✓✓	✓	
<i>Rhagodia crassifolia</i>	Fleshy saltbush	✓	✓	✓	✓	✓✓	✓✓	✓✓✓	✓✓	✓✓✓	✓✓	✓✓✓	✓	
<i>Rhagodia drummondii</i>	Lake fringe rhagodia	✓✓✓	✓	✓	✓	✓✓✓		✓✓✓	✓✓	✓✓✓	✓✓	✓✓✓	✓✓	
<i>Rhagodia eremaea</i>	Tall saltbush	✓✓	✓	✓	✓	✓✓✓		✓✓✓	✓✓	✓✓✓	✓✓	✓✓✓	✓✓	
<i>Rhagodia parabolica</i>	Mealy saltbush	✓✓	✓✓	✓✓	✓	✓✓	✓✓	✓✓✓	✓✓	✓✓✓	✓✓	✓✓✓	✓✓	
<i>Rhagodia preissii</i>	Mallee saltbush	✓✓	✓✓	✓	✓	✓	✓✓	✓✓✓	✓✓	✓✓✓	✓✓	✓✓✓	✓✓	
<i>Rhagodia spinescens</i>	Thorny saltbush	✓✓	✓	✓	✓	✓✓✓	✓	✓✓✓	✓✓	✓✓✓	✓✓	✓✓✓	✓✓	
<i>Sida corrugata</i>	Corrugated sida						✓	✓✓						
<i>Sida intricata</i>	Twiggy sida						✓✓✓	✓✓						
<i>Swainsona greyana</i>	Hairy darling pea	✓		✓	✓✓✓	✓✓✓	✓✓✓	✓	✓✓✓	✓✓✓	✓✓	✓✓✓	✓✓	
<i>Swainsona stipularis</i>	Orange darling pea			✓		✓✓✓	✓✓	✓						
<i>Templetonia retusa</i>	Cockies tongue			✓	✓	✓	✓✓	✓✓	✓✓✓	✓✓	✓✓✓	✓	✓✓	
<i>Teucrium racemosum</i>	Grey germander			✓	✓✓	✓✓	✓✓	✓✓						
<i>Viminaria juncea</i>	Golden spray	✓	✓✓	✓	✓✓	✓	✓	✓✓	✓✓✓	✓✓	✓✓✓	✓	✓✓✓	

\* 427 mm average annual rainfall, non-seasonally distributed, red gradational and red-brown earths with near neutral pH and low inherent fertility and organic matter.

+ 314 mm average annual rainfall, winter-dominant rainfall, long dry summers, loamy sand (yellow sandplain), pH 5.8–6.8.

# 375mm average annual rainfall, winter-dominant rainfall, dry summers, loam over poorly structured clay, pH 7–9.6.



## Legend

	✓	✓✓	✓✓✓
<b>Edible biomass</b> (at 18 months pre-grazing)	Edible biomass lower than old man saltbush	Edible biomass equal than old man saltbush	Edible biomass higher than old man saltbush
<b>Palatability</b> (assessed by defoliation during grazing)	Low	Medium	High
<b>Crude protein</b> (percentage of dry matter)	<15	15–19	≥20
<b>Digestibility</b> (assessed by gas produced by rumen microbes during fermentation of plant material in a laboratory test)	Fermentability lower than oaten chaff	Fermentability equal than oaten chaff	Fermentability higher than oaten chaff
<b>Bioactivity</b> (assessed using plant material in a laboratory tests)	No reduction in methane production compared with oaten chaff and parasite larvae development more than 40%	Less methane production than oaten chaff OR parasite larvae development less than 40%	Less methane production than oaten chaff AND parasite larvae development less than 40%
<sup>1</sup> <b>Calcium</b>	Less than the animal's requirement (<1 g/kg)	Meets the animal's requirement (1–3 g/kg)	More than the animal's requirement (>3 g/kg)
<sup>1</sup> <b>Copper</b>	Less than the animal's requirement (<2 mg/kg)	Meets the animal's requirement (2–7 mg/kg)	More than the animal's requirement (>7 mg/kg)
<sup>1</sup> <b>Magnesium</b>	Less than the animal's requirement (<1 g/kg)	Meets the animal's requirement (1–1.5 g/kg)	More than the animal's requirement (>1.5 g/kg)
<sup>1</sup> <b>Phosphorus</b>	Less than the animal's requirement (<1.3 g/kg)	Meets the animal's requirement (1.3–2.5 g/kg)	More than the animal's requirement (>2.5 g/kg)
<sup>1</sup> <b>Sulphur</b>	Less than the animal's requirement (<1.5 g/kg)	Meets the animal's requirement (1.5–2 g/kg)	More than the animal's requirement (>2 g/kg)
<sup>1</sup> <b>Zinc</b>	Less than the animal's requirement (<20 mg/kg)	Meets the animal's requirement (20–30 mg/kg)	More than the animal's requirement (>30 mg/kg)

<sup>1</sup> Mineral requirements depend on the animals' physiological state, breed and species.

The *Enrich* project started during 2004 and scores of people have contributed to it in many ways.

This includes researchers and technical staff in seven organisations across four States of Australia. We also had tremendous support from many regional groups, including farmer groups, catchment management authorities (CMAs), natural resource management (NRM) groups and local shires. Individual producers have also contributed, by providing land for research or feedback on our work. The project started with four funding partners: **The Future Farm Industries CRC, Meat and Livestock Australia, Australian Wool Innovation Limited** and the **Joint Venture Agroforestry Program**. The **FFI CRC** and **MLA** remain involved and new *Enrich* partner projects have started with the support of the **Department of Agriculture Forestry and Food (DAFF)**. A full list of people who have contributed runs into many pages and, while we cannot list them here, we certainly acknowledge their support. Such support has been vital to our progress with the research and initial on-farm adoption of forage shrub species into grazing systems in the low-to-medium rainfall areas of southern Australia. The continued support of this kind will ensure more productive, profitable and sustainable grazing systems for the future.

The current contacts in the *Enrich* research team include; Dean Revell, Nathan Phillips, Andrew Kotze and Hayley Norman (**CSIRO**), Jason Emms and Steve Hughes (**SARDI**), Phil Vercoe and Zoey Durmic (**UWA**), Peter Jessop (**DPI NSW**) and Tanya Kilminster (**DAFWA**). Mike Bennell (formerly of **DWLBC**) had a major role in the first phase of the project.



FUTURE FARM  
INDUSTRIES CRC

#### Further contact:

**Dean Revell** (project leader)  
e: [Dean.Revell@csiro.au](mailto:Dean.Revell@csiro.au)

**Future Farm Industries CRC**  
w: [www.futurefarmonline.com.au](http://www.futurefarmonline.com.au) p: (08) 6488 1952

#### DISCLAIMER

The information in this document has been published in good faith by Future Farm Industries CRC Limited to promote public discussion and to help improve farm profitability and natural resource management. It is general information and you should obtain specialist advice on the applicability or otherwise of the information in this document. Neither Future Farm Industries CRC Limited nor any of its Participants endorse the information contained in this document, nor do they endorse any products identified by trade name. The information in this document is made available on the understanding that neither Future Farm Industries CRC Limited, nor any of its Participants will have any liability arising from any reliance upon any information in this document. This document is subject to copyright, and the prior written consent of Future Farm Industries CRC Limited must be obtained before it is copied.